




W WELLINGTON VELOUR







FIBRE BONDED RANGE

 **MADE IN THE UK. MADE TO LAST.**

Specification

PRODUCT	Wellington Velour Heavy Contract Carpet and Tiles	
FIBRE CONSTRUCTION	90% Polypropylene, 10% Recycled Polyester	
WEIGHT	1180gsm (Sheet), 4180gsm (Tile)	
THICKNESS	10mm (Sheet), 11.20mm (Tile)	
ROLL WIDTH		2 metre
TILE SIZE		50cm x 50cm (Tiles are Bitumen backed)
TILES PER BOX	16 (4m ²)	
COLOUR FASTNESS	Light (BS EN ISO 105:B02) >6 Wet Rubbing (BS EN ISO 105:X12) 4-5 Dry Rubbing (BS EN ISO 105:X12) 4-5	
FLAMMABILITY	(BS5287) Assessment and labelling of Textile Floorcoverings tested to BS4790 (Hot Metal Nut Test) - Low Radius of Char	
BS EN 13501	Class Efl (Sheet) Class Bfl-s1 (Tile)	
REDUCTION IN IMPACT NOISE	BS EN ISO 140-8: 24dB (Sheet)	
SOUND ABSORPTION - BS EN 354:2003	BS EN ISO 11654:1997: Class E (aw = 0.25) (Sheet)	
ANTISTATIC	Suitable for use in computer rooms	
INSTALLATION	 Tiles	Wellington Velour tiles should be laid tessellated as per the icon provided. The method of installation should conform to BS5325. For details of subfloor preparation and a full guide to installation visit: www.heckmondwike-fb.co.uk . Before laying Wellington Velour, tiles should be allowed to condition for 24 hours at the expected temperature and humidity levels.
ADHESIVE GUIDE	Sheet carpet should be fully adhered with F. Ball F3 or Bostik Laybond Carpet Adhesive. For tiles use F. Ball F41 Tackifier or Bostik Laybond Carpet Tile Tackifier.	
MAINTENANCE	To achieve maximum life expectancy it is essential to initiate a maintenance schedule from the date of installation. A full guide to cleaning & maintenance is available at: www.heckmondwike-fb.co.uk	



 EN 14041 Heckmondwike FB Liversedge WF15 7FH 13	 EN 14041 Heckmondwike FB Liversedge WF15 7FH 09
Wellington Velour Sheet Fibre Bonded Sheet Floorcovering Intended for internal use	Wellington Velour Tile Fibre Bonded Tile Floorcovering Intended for internal use
 E_{fl}	 B_{fl-s1}
 NPD	 NPD



PLEASE NOTE: For technical reasons, as with all textile materials, it is not possible to colour match from different batches. Orders that need to colour match should be placed at the same time. Production may, therefore, show variations to the sample card. Heckmondwike reserves the right to change or modify product specifications without giving prior notice.